



Stellar Image Converter User Guide

Overview

Stellar Image Converter software converts image files between multiple formats. The software supports 34 reading formats such as JPEG,JPG,JP2,BMP,PSD, etc. which can be converted into any of the 14 target formats. The software can convert multiple images files simultaneously.

Key Features of Stellar Image Converter:

- Converts Images between multiple formats.
- Supports 34 reading formats: JPEG, JPG, JP2, BMP, PSD, PNG, XPM, XBM, PPM, PBM, PGM, TIFF , GIF, TGA, 3FR, ARW, SRF, SR2, NEF, NRW, ORF, PEF, RAF, RAW, MOS, MRW, DCR, K25, KDC, DNG, ERF, CRW, CR2, MEF.
- Can convert images to 14 different formats: JPEG, JP2, BMP, PSD, PNG, XPM, XBM, PPM, PICT, PDF, ICNS, TIFF, GIF, TGA.
- Converts multiple images simultaneously.

Installation Procedure

Before installing the software, check that your system meets the minimum system requirements:

Minimum System Requirements:

- **Processor** : Intel Processor
- **Operating System** : Mac OS X 10.6 and above
- **Memory** : 1 GB RAM
- **Hard Disk** : 50 MB of free space

To install the software, follow these steps:

1. Unzip **StellarImageConverter.dmg.zip** file.
2. Double-click the dmg file. This will mount a virtual volume - **StellarImageConverter**.
3. Drag **StellarImageConverter** application from mounted virtual volume to **Applications** folder.
4. To launch the software, double-click on **Stellar Image Converter** in **Applications** folder.
5. Accept the *License Agreement* and the main window of **Stellar Image Converter** software is displayed.

Note: To remove the software, drag and drop **Stellar Image Converter** from **Applications** folder to **Trash**.

Launching the Software

You can use any of the following methods to start **Stellar Image Converter**:

- Double-click **Stellar Image Converter** file in **Applications** folder,

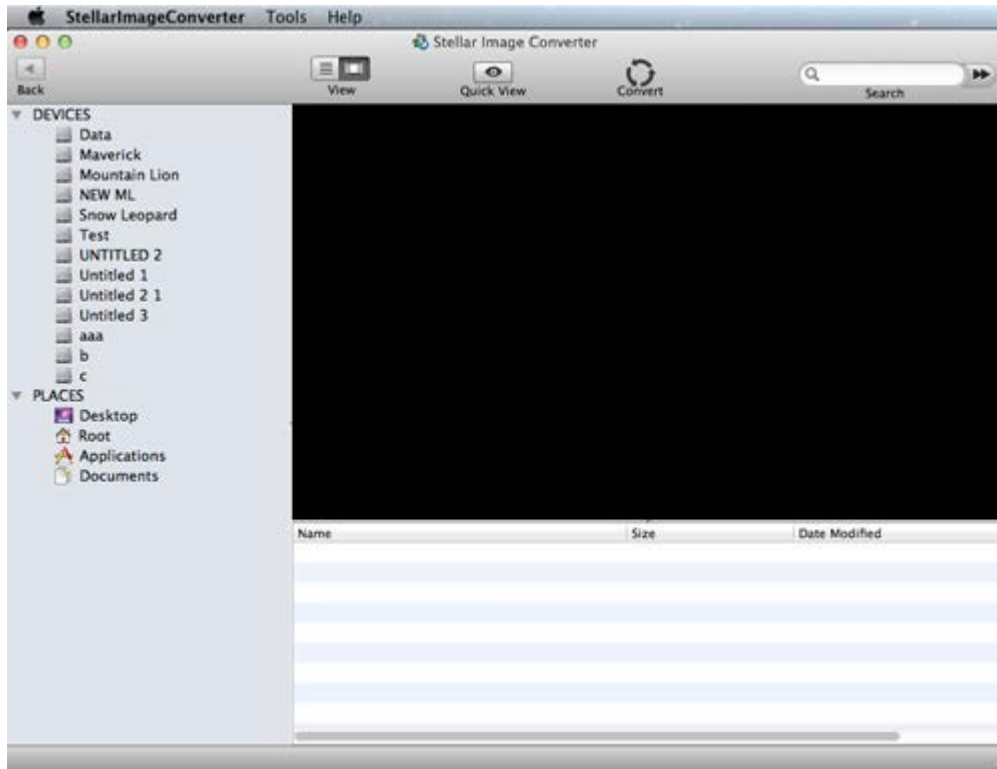
Or,
- Double-click **Stellar Image Converter** desktop shortcut (if you have created one),

Or,
- Click **Stellar Image Converter** icon in the dock (if it exists).

User Interface

Stellar Image Converter software has a very easy to use Graphical User Interface. The user interface contains features required for effective conversion of images.

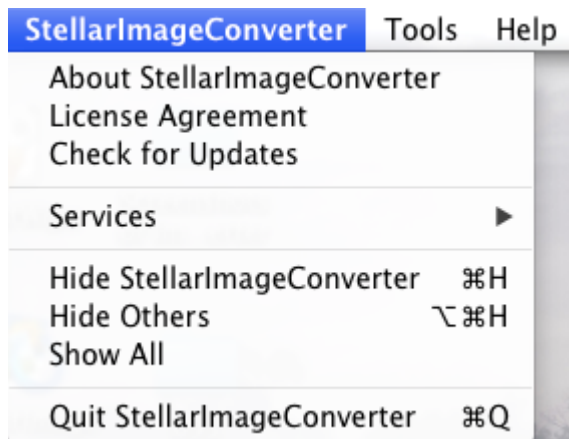
After launching the program, you will see the main user interface as shown below:



The user interface contains Menus and Buttons that let you access various features of the software with ease.

Menus

StellarImageConverter Menu



About StellarImageConverter

Use this option to read more information about the software.

License Agreement

Use this option to view the license agreement for the software.

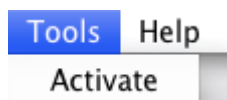
Check for Updates

Use this option to search for both, major and minor updates for the software.

Quit StellarImageConverter

Use this option to quit **Stellar Image Converter**

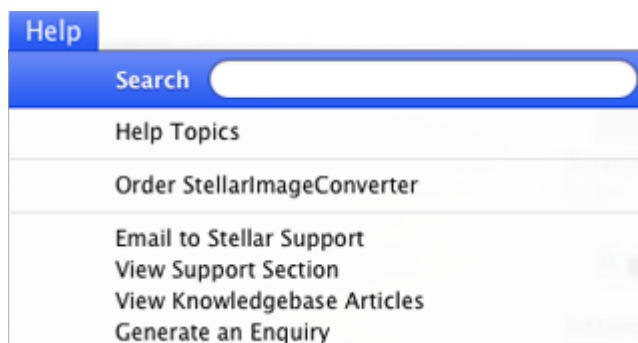
Tools Menu



Activate

Use this option to activate the software after purchasing.

Help Menu



Help Topics

Use this option to view the help manual for the software.

Order StellarImageConverter

Use this option to [buy](#) **Stellar Image Converter**.

Email to Stellar Support

Use this option to [send an e-mail](#) to [stellarinfo.com](#).

View Support Section

Use this option to view [support page](#) of [stellarinfo.com](#).

View Knowledgebase Articles

Use this option to visit [Knowledgebase](#) articles of [stellarinfo.com](#).

Generate an Enquiry

Use this option to [generate an enquiry](#) to [stellarinfo.com](#).

Buttons



Back Button

Click this button to go clear the search results list.



View Button

Click this button to switch between list and cover flow views.



Quick View Button

Click this button to preview the selected image.



Convert Button

Click this button to start the conversion process.



Search Button

Click this button to search for specific images.

Ordering the Software

Click <http://www.stellarinfo.com/media-tools/image-converter-mac.php> to know more about **Stellar Image Converter**.

To purchase the software online, please visit <http://www.stellarinfo.com/media-tools/image-converter-mac/buy-now.php>

Once the order is confirmed, a serial number will be sent to you through e-mail, which would be required to activate the software.

Activating the Software

The demo version of **Stellar Image Converter** can be downloaded from the Stellar web site, which allows you to preview the original image in the main user interface and convert images with size less than 500KB . To Convert and Save the images with size greater than 500KB to your system, you need to purchase Full version of the software. Software can be activated after receiving the activation code.

You can then follow the steps given below to activate the product:

1. On the **Tools** menu, click **Activate**. Activation window is displayed.
2. Do one of the following:
 - If you have purchased the product and received registration key,
 - Select **I have a key to register the product** option. Click **OK**.
 - In the Registration Key box, type the key. Click **OK**.
 - If you have to purchase the product,
 - Select **I don't have a key to register the product**. Click **OK**, to purchase the product.

Updating the Software

You can use the update feature of **Stellar Image Converter** to check and install the latest updates for the application. This will help you keep your application up-to-date. To update the software, click **Check for Updates** option in **Stellar Image Converter** menu.

To update Stellar Image Converter :

- Click **Check for Updates** in **StellarImageConverter** Menu.
- If updates are available, **Update** window is displayed. Follow the next step. Else, if no updates are available, a message showing '**No update found**' is displayed.
- Click **Update** button to download the latest version. It may take few seconds to minutes to download the files. After completion, '**Update successfully installed**' message appears. Click **OK**.

Stellar Support

Our Technical Support professionals will give solutions for all your queries related to Stellar products.

You can either call us or go online to our support section at <http://stellarinfo.com/support/>

For price details and to place the order, click <http://www.stellarinfo.com/media-tools/image-converter-mac/buy-now.php>

Chat Live with an Online technician at <http://stellarinfo.com/support/>

Search in our extensive Knowledge Base at <http://www.stellarinfo.com/support/kb/>

Submit enquiry at <http://www.stellarinfo.com/support/enquiry.php>

E-mail to Stellar Support at support@stellarinfo.com

Support Helpline

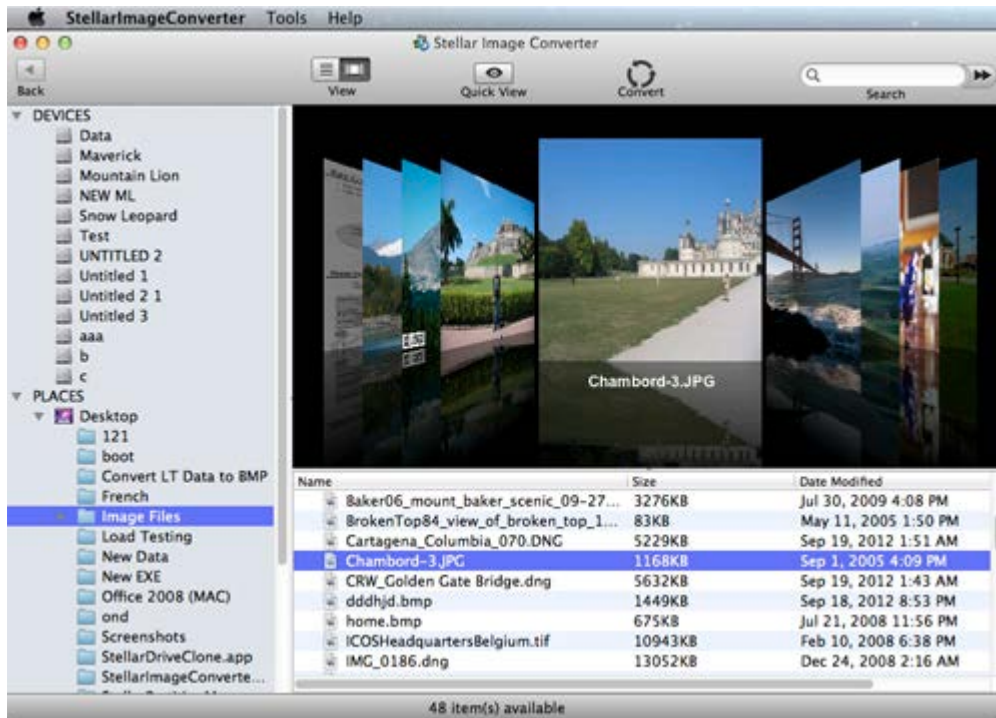
Monday to Friday [24 Hrs. a day]

USA (Tollfree- Pre Sales Queries)	+1-877-778-6087
USA (Post Sales Queries)	+1-732-584-2700
UK (Europe)	+44-203-026-5337
Australia & Asia Pacific	+61-280-149-899
Netherlands Pre & Post Sales Support	+31-208-111-188
Worldwide	+91-124-432-6777
Skype Id	stellarsupport
Email Orders	orders@stellarinfo.com

Select Images

To select Images:

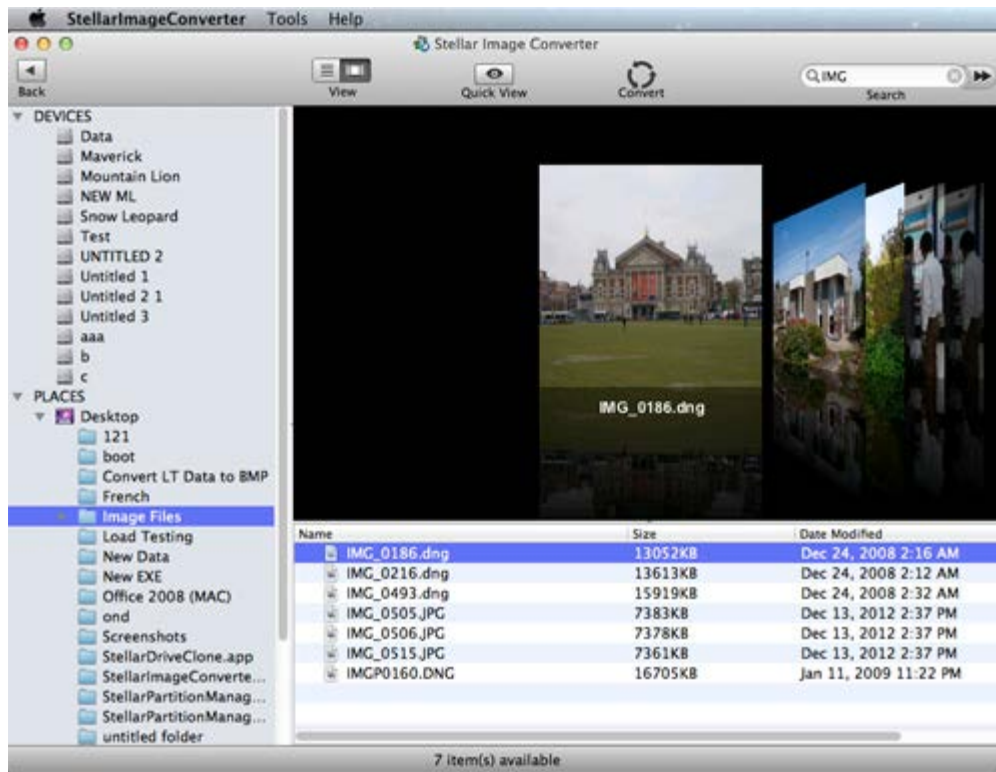
- From the left pane, select the required volume / folder which contains the images that you need to convert.
- List of Images found in the selected volume / folder will be shown in the right pane.



You can preview an Image by selecting it from the list and clicking **Quick View**.

Note: You can switch between cover flow and list views using the **View** button.

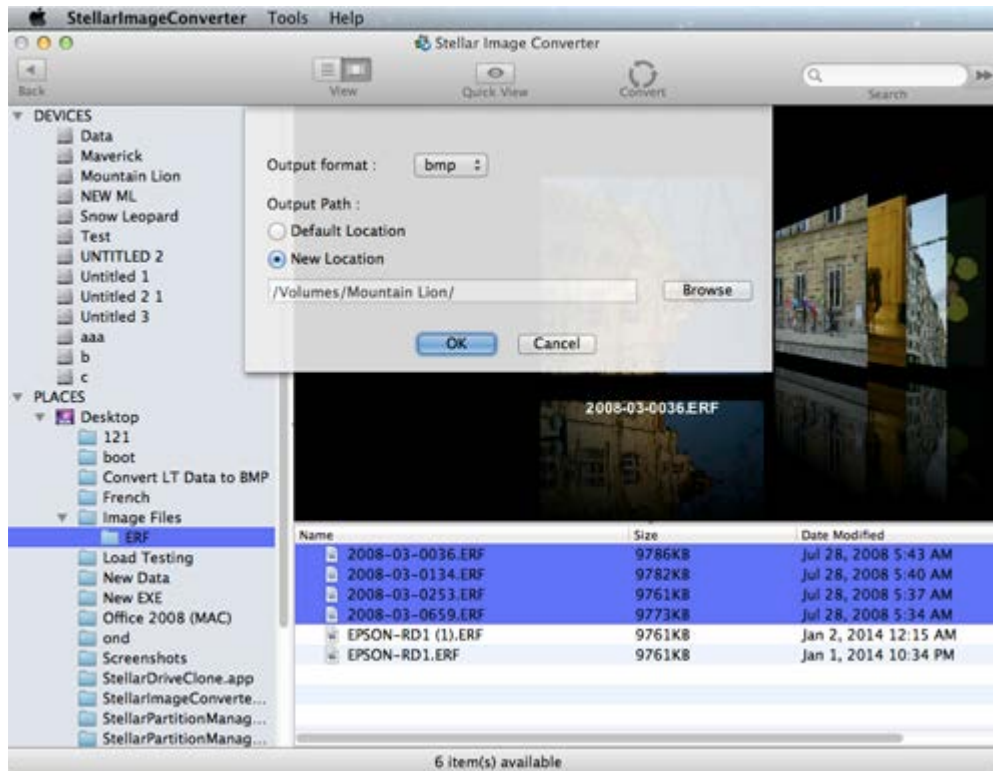
Stellar Image Converter also allows you search for images within the list. To search for any particular Image, just type its name in the search bar and click the search button.



Convert and Save Images

To convert and save Images:

- From the list of images, select the ones which you need to convert and then click **Convert**.
- Select the format in which you want to convert the selected images using **Output Format** list box.



- Choose the location where you want to save the converted images using **Output Path** option. If you want to save the converted images at the same location as the selected images, select **Default Location**.

else,

If you want to save the converted images at a new location, choose **New Location** and click **Browse** to select the destination.

- Click **OK** to start the process.

Once the images are converted successfully, a message indicating the completion of conversion process is displayed.

FAQs

1. What does the Demo version of Stellar Image Converter do?

The Demo version of Stellar Image Converter provides preview of original image in the main user interface and can convert images with size less than 500KB . To Convert and Save the images with size greater than 500KB to your system, you need to purchase Full version of the software.

2. Does Stellar Image Converter modify images during conversion?

The software does not make any changes to your original images.

3. How much time does it take to convert image files?

The time taken for performing image conversion depends on the images size and number of image files.

4. Can I convert a single image using this software?

Yes, the software allows selective conversion of images in your folders and devices. To convert specific images, select them in the preview window and click the **Convert**.

5. How many reading formats does the software support?

The software supports 34 reading formats: JPEG, JPG, JP2, BMP, PSD, PNG, XPM, XBM, PPM, PBM, PGM, TIFF , GIF, TGA, 3FR, ARW, SRF, SR2, NEF, NRW, ORF, PEF, RAF, RAW, MOS, MRW, DCR, K25, KDC, DNG, ERF, CRW, CR2, MEF.

6. In how many formats can the converted images be saved?

The software can convert images to 14 different formats: JPEG, JP2, BMP, PSD, PNG, XPM, XBM, PPM, PICT, PDF, ICNS, TIFF, GIF, TGA.

Note: *PICT output format is only supported in Snow leopard and Lion OS.*

Legal Notices

Copyright

Stellar Image Converter software, accompanied user manual and documentation are copyright of Stellar Information Technology Private Limited, with all rights reserved. Under the copyright laws, this user manual cannot be reproduced in any form without the prior written permission of Stellar Information Technology Private Limited. No Patent Liability is assumed, however, with respect to the use of the information contained herein.

Copyright © Stellar Information Technology Private Limited. All rights reserved.

Disclaimer

The Information contained in this manual, including but not limited to any product specifications, is subject to change without notice.

STELLAR INFORMATION TECHNOLOGY PRIVATE LIMITED PROVIDES NO WARRANTY WITH REGARD TO THIS MANUAL OR ANY OTHER INFORMATION CONTAINED HEREIN AND HEREBY EXPRESSLY DISCLAIMS ANY IMPLIED WARRANTIES OF MERCHANTABILITY OR FITNESS FOR ANY PARTICULAR PURPOSE WITH REGARD TO ANY OF THE FOREGOING. STELLAR INFORMATION TECHNOLOGY PRIVATE LIMITED ASSUMES NO LIABILITY FOR ANY DAMAGES INCURRED DIRECTLY OR INDIRECTLY FROM ANY TECHNICAL OR TYPOGRAPHICAL ERRORS OR OMISSIONS CONTAINED HEREIN OR FOR DISCREPANCIES BETWEEN THE PRODUCT AND THE MANUAL. IN NO EVENT SHALL STELLAR INFORMATION TECHNOLOGY PRIVATE LIMITED, BE LIABLE FOR ANY INCIDENTAL, CONSEQUENTIAL SPECIAL, OR EXEMPLARY DAMAGES, WHETHER BASED ON TORT, CONTRACT OR OTHERWISE, ARISING OUT OF OR IN CONNECTION WITH THIS MANUAL OR ANY OTHER INFORMATION CONTAINED HEREIN OR THE USE THEREOF.

Trademarks

Stellar Image Converter® is a registered trademark of Stellar Information Technology Private Limited

Mac OS X® is a registered trademark of Apple Computers.

All Trademarks Acknowledged.

All other brands and product names are trademarks or registered trademarks of their respective companies.

License Agreement

Stellar Image Converter

Copyright © Stellar Information Technology Private Limited INDIA.

www.stellarinfo.com

All rights reserved.

All product names mentioned herein are the trademarks of their respective owners.

This license applies to the standard-licensed version of Stellar Image Converter.

Your Agreement to this License

You should carefully read the following terms and conditions before using, installing or distributing this software, unless you have a different license agreement signed by Stellar Information Technology Private Limited.

If you do not agree to all of the terms and conditions of this License then do not copy, install, distribute or use any copy of Stellar Image Converter with which this License is included, you may return the complete package unused without requesting an activation key within 30 days after purchase for a full refund of your payment.

The terms and conditions of this License describe the permitted use and users of each Licensed Copy of Stellar Image Converter. For purposes of this License, if you have a valid single-user license, you have the right to use a single Licensed Copy of Stellar Image Converter. If you or your organization has a valid multi-user license, then you or your organization has the right to use up to a number of Licensed Copies of Stellar Image Converter equal to the number of copies indicated in the documents issued by Stellar when granting the license.

Scope of License

Each Licensed Copy of Stellar Image Converter may either be used by a single person or used non-simultaneously by multiple people who use the software personally installed on a single workstation. This is not a concurrent use license.

All rights of any kind in Stellar Image Converter, which are not expressly granted in this license, are entirely and exclusively reserved to and by Stellar Information Technology Private Limited. You may not rent, lease, modify, translate, reverse engineer, decompile, disassemble or create derivative works based on Stellar Image Converter nor permit anyone else to do so. You may not make access to Stellar Image Converter available to others in connection with a service bureau, application service provider or similar business nor permit anyone else to do so.

Warranty Disclaimers and Liability Limitations

Stellar Image Converter and all accompanying software, files, data and materials are distributed and provided AS IS and with no warranties of any kind, whether expressed or implied. You acknowledge that good data processing procedure dictates that any program including Stellar Image Converter must be thoroughly tested with non-critical data before there is any reliance on it and you hereby assume the entire risk of all use of the copies of Stellar Image Converter covered by this License. This disclaimer of warranty constitutes an essential part of this License. In addition, in no event does Stellar authorize you or anyone else to use Stellar Image Converter in applications or systems where its failure to perform can reasonably be expected to result in a significant physical injury or in loss of life. Any such use is entirely at your own risk and you agree to hold Stellar harmless from any and all claims or losses relating to such unauthorized use.

In no event shall Stellar Information Technology Private Limited or its suppliers be liable for any special, incidental, indirect, or consequential damages whatsoever (including, without limitation, damages for loss of business profits, business interruption, loss of business information, or any other pecuniary loss) arising out of the use of or inability to use the software product or the provision of or failure to provide support services, even if Stellar Information Technology Private Limited has been advised of the possibility of such damages. In any case, Stellar Information Technology Private Limited's entire liability under any provision shall be limited to the amount actually paid by you for the software product.

General

This License is the complete statement of the agreement between the parties on the subject matter and merges and supersedes all other or prior understandings, purchase orders, agreements and arrangements. This License shall be governed by the laws of the State of Delhi, India. Exclusive jurisdiction and venue for all matters relating to this License shall be in courts and fora located in the State of Delhi, India and you consent to such jurisdiction and venue. There are no third party beneficiaries of any promises, obligations or representations made by Stellar herein. Any waiver by Stellar of any violation of this License by you shall not constitute nor contribute to a waiver by Stellar of any other or future violation of the same provision or any other provision of this License.

Copyright © Stellar Information Technology Private Limited. All rights reserved.

About Stellar

Stellar Information Technology Private Limited is a trusted name in the field of Data Recovery and Data Protection Software for more than a decade.

We provide the widest range of Data Recovery Products. Our range includes Data Recovery Software for almost all Operating Systems and File Systems.

Product line:

Data Recovery

A widest range of data recovery software that helps you recover your valued data lost after accidental format, virus problems, software malfunction, file/directory deletion, or even sabotage!. [More Info >>](#)

File Recovery

The most comprehensive range of file undelete and unerase software for Windows and MS office repair tools. [More Info >>](#)

Database Repair

A wide range of database repair software to help you repair corrupted Microsoft SQL Server database, Microsoft Access database, MySQL database, Oracle database, SharePoint Database, SQL Anywhere Server and Interbase database. [More Info >>](#)

Email Recovery

A wide range of mail recovery, mail repair and mail conversion applications for MS Outlook, MS Outlook Express and MS Exchange useful in instances of data loss due to damages and corruption of Email. [More Info >>](#)

Data Protection

A wide range of Prevent Data Loss, Data backup and Hard Drive Monitoring Applications to ensure complete data protection against hard drive crash. [More Info >>](#)

Data Sanitization

Data cleanup and file eraser utility can delete selected folders, groups of files, entire logical drives, System Traces & Internet traces. Once the data have been removed using Stellar Wipe - Data File eraser utility, it is beyond recovery limits of any Data Recovery Software or utility. [More Info >>](#)

For more information about us, please visit www.stellarinfo.com